

(1)(a) Statement showing ShareHolding Pattern

Name of the Company : Tijaria Polypipes Ltd.

Quarter Ended : 30-09-2015


Scrip Code : 533629

| Partly paid-up Shares | No.of Partly paid-up Shares | As a % of total No. of Partly paid-up Shares | As a % of Total no. of Shares of the Company |
|---------------------------------------|-----------------------------|--|--|
| Held by Promoters/ Promoters Group | 0 | | |
| Held by Public | 0 | | |
| TOTAL - D | 0 | | |

| Outstanding Conv. Securities | No.of Outstanding Securities | As a % of Total no.of O/S Conv.Securities | As a % of Total no.of shares of the Co., assuming full conv. |
|---------------------------------------|------------------------------|---|--|
| Held by Promoters/ Promoters Group | 0 | | |
| Held by Public | 0 | | |
| TOTAL - E | 0 | | |

| Warrants : | No.of Warrants | As a % of Total no.of Warrants | As a % of Total no.of shares of the Co., assuming full conv. |
|---------------------------------------|----------------|--------------------------------|--|
| Held by Promoters/ Promoters Group | 0 | | |
| Held by Public | 0 | | |
| TOTAL - F | 0 | | |

| | |
|---|----------|
| Total paid-up Capital of the Company assum- ing full conv. Of warrants & securities | 23626579 |
|---|----------|




Statement Showing Shareholding Pattern - Table (I)(a)

Tijaria Polypipes Ltd.

Scrip Code : 533629

Quarter Ended : 30-09-2015

| Category code | Category of Shareholder | Number of Shareholders | Total number of shares | Number of shares held in dematerialized form | Total shareholding as a percentage of total number of shares | | Shares pledged or otherwise encumbered | |
|---------------|--|------------------------|------------------------|--|--|----------------------------|--|-------------------------------|
| | | | | | As a percentage of (A+B) ¹ | As a percentage of (A+B+C) | Number of shares | As a % of Total No. of Shares |
| (A) | Shareholding of Promoter and Promoter Group ² | | | | | | | |
| 1 | Indian | | | | | | | |
| a | Individual/Huf | 8 | 5811372 | 5811372 | 24.597 | 24.597 | 0 | 0.000 |
| b | Central/State Govt | 0 | 0 | 0 | 0.000 | 0.000 | 0 | 0.000 |
| c | Bodies Corporates | 2 | 7814800 | 7814800 | 33.076 | 33.076 | 0 | 0.000 |
| d | Fins / Banks | 0 | 0 | 0 | 0.000 | 0.000 | 0 | 0.000 |
| e | Any Other specify | 0 | 0 | 0 | 0.000 | 0.000 | 0 | 0.000 |
| e-1 | | 0 | 0 | 0 | 0.000 | 0.000 | 0 | 0.000 |
| e-2 | | 0 | 0 | 0 | 0.000 | 0.000 | 0 | 0.000 |
| | | | | | | | | |
| | Sub Total(A)(1) | 10 | 13626172 | 13626172 | 57.673 | 57.673 | 0 | 0.000 |
| 2 | Foreign | | | | | | | |
| a | Indv NRI/For Ind | 0 | 0 | 0 | 0.000 | 0.000 | 0 | 0.000 |
| b | Bodies Corporate | 0 | 0 | 0 | 0.000 | 0.000 | 0 | 0.000 |
| c | Institutions | 0 | 0 | 0 | 0.000 | 0.000 | 0 | 0.000 |
| d | Qualified For. Inv. | 0 | 0 | 0 | 0.000 | 0.000 | 0 | 0.000 |
| e | Any Other Specify | 0 | 0 | 0 | 0.000 | 0.000 | 0 | 0.000 |
| e-1 | | 0 | 0 | 0 | 0.000 | 0.000 | 0 | 0.000 |
| e-2 | | 0 | 0 | 0 | 0.000 | 0.000 | 0 | 0.000 |
| | | | | | | | | |
| | Sub Total(A)(2) | 0 | 0 | 0 | 0.000 | 0.000 | 0 | 0.000 |
| | Total Shareholding of Promoter and Promoter Group Total (A)= (A)(1)+(A)(2) | 10 | 13626172 | 13626172 | 57.673 | 57.673 | 0 | 0.000 |
| (B) | Public shareholding | | | | | | | |
| 1 | Institutions | | | | | | | |
| a | Mutual Funds | 0 | 0 | 0 | 0.000 | 0.000 | | |
| b | Fins / Banks | 0 | 0 | 0 | 0.000 | 0.000 | | |
| c | Central/State Govt | 0 | 0 | 0 | 0.000 | 0.000 | | |
| d | Venture Cap Fund | 0 | 0 | 0 | 0.000 | 0.000 | | |
| e | Insurance Comp(s) | 0 | 0 | 0 | 0.000 | 0.000 | | |
| f | Foreign Ins Invest | 0 | 0 | 0 | 0.000 | 0.000 | | |
| g | Foreign Ven Cap In | 0 | 0 | 0 | 0.000 | 0.000 | | |
| h | Qualified For. Inv. | 0 | 0 | 0 | 0.000 | 0.000 | | |
| i | Any Other -Specify | 0 | 0 | 0 | 0.000 | 0.000 | | |
| i-1 | | 0 | 0 | 0 | 0.000 | 0.000 | | |
| i-2 | | 0 | 0 | 0 | 0.000 | 0.000 | | |
| | | | | | | | | |
| | Sub-Total (B)(1) | 0 | 0 | 0 | 0.000 | 0.000 | | |




Statement Showing Shareholding Pattern - Table (I)(a)

Tijaria Polypipes Ltd.


Scrip Code : 533629

Quarter Ended : 30-09-2015

| Category code | Category of Shareholder | Number of Shareholders | Total number of shares | Number of shares held in dematerialized form | Total shareholding as a percentage of total number of shares | | Shares pledged or otherwise encumbered | |
|---------------|--|------------------------|------------------------|--|--|----------------------------|--|-------------------------------|
| | | | | | As a percentage of (A+B) ¹ | As a percentage of (A+B+C) | Number of shares | As a % of Total No. of Shares |
| B 2 | Non-Institutions | | | | | | | |
| a | Bodies Corporates | 156 | 992314 | 992314 | 4.200 | 4.200 | | |
| b | Individuals | | | | | | | |
| | i) upto Rs 1-Lac | 5775 | 3491394 | 3491374 | 14.777 | 14.777 | | |
| | ii) above Rs 1-Lac | 130 | 5461262 | 5461262 | 23.115 | 23.115 | | |
| c | Qualified For. Inv. | 0 | 0 | 0 | 0.000 | 0.000 | | |
| d | Any Other -Chr-Mem | 4 | 7915 | 7915 | 0.034 | 0.034 | | |
| d-1 | | 0 | 0 | 0 | 0.000 | 0.000 | | |
| d-2 | | 0 | 0 | 0 | 0.000 | 0.000 | | |
| | -OCB | 0 | 0 | 0 | 0.000 | 0.000 | | |
| | -NRI | 26 | 47522 | 47522 | 0.201 | 0.201 | | |
| | | | | | | | | |
| | | | | | | | | |
| | Sub-Total (B)(2) | 6093 | 10000407 | 10000387 | 42.327 | 42.327 | | |
| (B) | Total (B)=(B)(1)+(B)(2) | 6093 | 10000407 | 10000387 | 42.327 | 42.327 | | |
| | | | | | | | | |
| | TOTAL (A)+(B) | 6103 | 23626579 | 23626559 | | 100.000 | 0 | 0.000 |
| (C) | Held by Custodians against Depository Receipts | | | | | | | |
| | PROMOTER & PRO GRP | 0 | 0 | 0 | | 0.000 | | |
| | PUBLIC | 0 | 0 | 0 | | 0.000 | | |
| | | | | | | | | |
| | GRAND TOTAL (A)+(B)+(C) | 6103 | 23626579 | 23626559 | | 100.000 | 0 | 0.000 |




| Sr.No | Notes |
|-------|-------|
| | |
| | |
| | |
| | |
| | |
| | |
| | |
| | |
| | |




(1)(b) Statement showing holding of securities (including shares, warrants, convertible securities) of persons belonging to the category "Promoter and Promoter Group"


| Sr. No. | Ref. No. | Name of the shareholder | Total Shares held | | Shares pledged or otherwise encumbered | | | Details of warrant | | Details of convertible securities | | Total shares (including underlying shares according full conversion of warrant and convertible securities) as a % of (i) of share capital |
|---------|----------|---------------------------------|-------------------|-------------------------------|--|------------------------|-------------------------------|-------------------------|---|---------------------------------------|---|---|
| | | | Number | As a % of grand total (A+B+C) | Number | % of Total shares held | As a % of grand total (A+B+C) | Number of warrants held | As a % of total No of warrants of the same date | Number of convertible securities held | As a % of total No of convertible securities of the same date | |
| 1 | 00084826 | ALOK JAIN TIJARIA | 1586513 | 8.757 | 0 | 0.000 | 0.000 | 0 | 0.000 | 0 | 0.000 | 8.757 |
| 2 | 00084800 | ANU JAIN TIJARIA | 300 | 0.001 | 0 | 0.000 | 0.000 | 0 | 0.000 | 0 | 0.000 | 0.001 |
| 3 | 00084863 | SONAL JAIN TIJARIA | 300 | 0.001 | 0 | 0.000 | 0.000 | 0 | 0.000 | 0 | 0.000 | 0.001 |
| 4 | 00084898 | VIKAS JAIN TIJARIA | 1532225 | 8.444 | 0 | 0.000 | 0.000 | 0 | 0.000 | 0 | 0.000 | 8.444 |
| 5 | 00084904 | VINEET JAIN TIJARIA | 1295998 | 6.985 | 0 | 0.000 | 0.000 | 0 | 0.000 | 0 | 0.000 | 6.985 |
| 6 | 00086601 | TIJARIA INDUSTRIES LTD. | 6904030 | 37.528 | 0 | 0.000 | 0.000 | 0 | 0.000 | 0 | 0.000 | 37.528 |
| 7 | 00086614 | TIJARIA VINYL PVT. LTD. | 1310770 | 7.148 | 0 | 0.000 | 0.000 | 0 | 0.000 | 0 | 0.000 | 7.148 |
| 8 | 10372823 | KRAVEEN JAIN | 1385246 | 7.505 | 0 | 0.000 | 0.000 | 0 | 0.000 | 0 | 0.000 | 7.505 |
| 9 | 10372800 | REEMA JAIN | 300 | 0.001 | 0 | 0.000 | 0.000 | 0 | 0.000 | 0 | 0.000 | 0.001 |
| 10 | 10372802 | PURNIMA JAIN | 300 | 0.001 | 0 | 0.000 | 0.000 | 0 | 0.000 | 0 | 0.000 | 0.001 |
| | | Total Promoter & Promoter Group | 13826172 | 77.673 | 0 | 0.000 | 0.000 | 0 | 0.000 | 0 | 0.000 | 77.673 |



| (1)(c) Statement showing holding of securities (including shares, warrants, convertible securities) of persons belonging to the category "Public" and holding more than 1% of the total number of shares | | | | | | | | | |
|--|------------|-------------------------|------------------|--|-------------------------|--|---------------------------------------|--|---|
| Sr. No. | Ref. Num | Name of the shareholder | Number of shares | Shares as a percentage of total number of shares (i.e., Grand Total (A)+(B)+(C) indicated in Statement at para (1)(a) above) | Details of warrant | | Details of convertible securities | | Total shares (including underlying shares assuming full conversion of warrant and convertible securities) as a % of diluted share capital |
| | | | | | Number of warrants held | As a % of total No of warrants of the same class | Number of convertible securities held | As a % of total No of convertible securities of the same class | |
| 1 | AAOHS8943N | SANTOSH BHANSALI (HUF) | 676446 | 2.838 | 0 | 0.000 | 0 | 0.000 | 2.838 |
| 2 | AHRP88354R | SWATI RANKA | 363200 | 1.557 | 0 | 0.000 | 0 | 0.000 | 1.557 |
| | | | | 0.000 | | | | | |
| | | Total | 1039646 | 4.395 | 0 | 0.000 | 0 | 0.000 | 4.395 |
| | | | | | | | | | |
| | | | | | | | | | |
| | | | | | | | | | |
| | | | | | | | | | |
| | | | | | | | | | |
| | | | | | | | | | |
| | | | | | | | | | |
| | | | | | | | | | |
| | | | | | | | | | |
| | | | | | | | | | |
| | | | | | | | | | |
| | | | | | | | | | |
| | | | | | | | | | |
| | | | | | | | | | |
| | | | | | | | | | |
| | | | | | | | | | |
| | | | | | | | | | |
| | | | | | | | | | |
| | | | | | | | | | |
| | | | | | | | | | |
| | | | | | | | | | |
| | | | | | | | | | |
| | | | | | | | | | |
| | | | | | | | | | |
| | | | | | | | | | |
| | | | | | | | | | |
| | | | | | | | | | |




| (H)c) Statement showing holding of securities (including shares, warrants, convertible securities) of persons (together with PACI belonging to the category "Public" and holding more than 5% of the total number of shares) | | | | | | | | | |
|--|----------|-----------------------------|------------------|---|-------------------------|--|---------------------------------------|--|---|
| Sr. No. | Ref. Num | Name of the shareholder | Number of shares | Shares as a percentage of total number of shares (i.e., Grand Total (A)+(B)+(C) indicated in Statement at para 11(a) above) | Details of warrant | | Details of convertible securities | | Total shares (including underlying shares assuming full conversion of warrant and convertible securities) as a % of diluted share capital |
| | | | | | Number of warrants held | As a % of total No of warrants of the same class | Number of convertible securities held | As a % of total No of convertible securities of the same class | |
| | | | | 0.000 | | | | | |
| | | Total (Public / 5% & above) | 0 | 0.000 | 0 | 0.000 | 0 | 0.000 | 0.000 |
| | | | | | | | | | |
| | | | | | | | | | |
| | | | | | | | | | |
| | | | | | | | | | |
| | | | | | | | | | |
| | | | | | | | | | |
| | | | | | | | | | |
| | | | | | | | | | |
| | | | | | | | | | |
| | | | | | | | | | |




(I)(d) Statement showing details of locked-in shares

| Sr. No. | Ref- Num | Name of the shareholder | Number of locked-in shares | Locked-in shares as a percentage of total number of shares (i.e., Grand Total (A)+(B)+(C) indicated in Statement at para (I)(a) above) | Promoter/Promoter Group/Public |
|---------|----------|-------------------------|----------------------------|--|--------------------------------|
| | | | | | |
| | | | | | |
| | | Total Locked in Shares | 0 | 0.000 | |



(II)(a) Statement showing details of Depository Receipts (DRs)

| Sr. No. | Ref. Num | Name of the Holder | Type of outstanding DR (ADRs, GDRs, SDRs, etc.) | Number of outstanding DRs | Number of shares underlying outstanding DRs | Shares underlying outstanding DRs as a percentage of total number of shares (i.e., Grand Total (A)+(B)+(C) indicated in Statement at para (I)(a) above) |
|---------|----------|--------------------|---|---------------------------|---|---|
| | | | | | | |



(II)(b) Statement showing Holding of Depository Receipts (DRs), where underlying shares held by Promoter/Promoter Group are in excess of 1% of the total number of shares

| Sr. No. | Ref-Num | Name of the DR Holder | Type of outstanding DR (ADRs, GDRs, SDRs, etc.) | Number of outstanding DRs | Number of shares underlying outstanding DRs | Shares underlying outstanding DRs as a percentage of total number of shares (i.e., Grand Total (A)+(B)+(C) indicated in Statement at para (I)(a) above) |
|---------|---------|-----------------------|---|---------------------------|---|---|
| | | | | | | |

